

Medical Equipment Catalogue

BRINGING QUALITY TO LIFE





Our SVK Profile

SVK Healthcare (UNIQUE) is a known name India for quality surgical / hospital appliances and allied products. SVK Healthcare with the dean of highly experienced and truly efficient workers are busy in servicing the medical field for more than ten plus years.

Service with quality making the sole principle. Based at Bengaluru, we started manufacturing stainless steel hospital Instruments for almost all Medical Departments. In turn of the services rendered, we sold our products through the length & breadth of the country and earned the best satisfaction of our customers bagging a huge Clientage with Name & Fame.

The Vast experience and profound knowledge, backed by a highly professional staff, has enabled this oldest company of independent India to maintain its top position all through these decades.

Product Range: The following range of products has made SVK Healthcare customer friendly and one-stop source of many different product ranges:

- * Hospital Furniture Operation
- * Theatre Equipments
- * Surgical Lights
- * Surgical Instruments
- * Steam Sterilizers / Autoclaves
- * Gynae Equipments
- * Baby Care Equipments

Meeting Individual Requirements: Every order, howsoever big or small, is complied with in accordance with individual requirements.

Twin Passion: Commitment to quality as well as holding the price line is the twin passion with SVK Healthcare.

Assets: Ever growing clientage and excellent references both bank & trade-are our assets we feel proud of it.



UNIQUE - 101

ICU Bed Electric (ABS Panels)

- Frame work made of rectangular M.S. Tube.
- Perforated CRC Sheet top in four sections.
- Backrest, Knee Rest Trendlenburg / Reverse Trendlenburg and Hi-Lo Positions obtained by Electric Actuator operated by hand remote system.
- ABS moulded head & foot panels.
- Collapsible type safety side railings : SS horizontal tubes aluminium alloy / fixed with brackets Easily detachable.
- Telescopic IV Rod with four locations.
- Bed mounted on 125 mm dia castors-two with brakes.
- Overall Size : 210 L x 90 W x 60-80 H cms.
- Finish : Epoxy Powder Coated.



UNIQUE - 102

ICU Bed Mechanical (ABS Panels & ABS Railing Swing Type)

- Frame work made of rectangular M.S. Tube.
- 4 Section top made of perforated MS Sheet.
- Backrest, Knee Rest, Trendlenburg/Reverse Trendlenburg and Hi-Lo Positions obtained by separate screw from foot end.
- ABS moulded head & foot panels.
- ABS tuck away safety side railing.
- Telescopic I.V. Rod with two location.
- 125mm castor -two with Brakes.
- Over all Size : 210 L x 90 W x 60-80 H cms .
- Finish : Epoxy Powder coated Finish.



UNIQUE - 103

ICU Bed Electric (Abs Panels & Abs Railing)

- Frame work made of rectangular M.S. Tube.
- 4 Section top made of perforated MS Sheet.
- Backrest, Knee Rest Trendlenburg / Reverse Trendlenburg and Hi-Low Positions obtained by Electric Actuator operated by hand remote system.
- ABS moulded head & foot panels.
- ABS tuck away safety side railing.
- Telescopic IV Rod with Two locations.
- Bed mounted on 125 mm dia castor two with brakes.
- Overall Size : 210 L x 90 W x 60-80 H cms.
- Finish : Epoxy Powder Coated.



UNIQUE - 104

ICU Bed Mechanical 3 KEY (ABS Panels & ABS Railing)

- Frame work made of rectangular M.S. Tube.
- 4 Section top made of perforated MS Sheet.
- Backrest, Knee Rest, Trendlenburg/Reverse Trendlenburg
- ABS moulded head & foot panels.
- ABS tuck away safety side railing.
- Telescopic I.V. Rod with two location.
- 125mm castor -two with Brakes.
- Over all Size : 210 L x 90 W x 60-80 H cms .
- Finish : Epoxy Powder coated Finish.



UNIQUE - 105

ICU Bed Mechanical (ABS Panels)

- Frame work made of rectangular M.S. Tube.
- 4 Section top made of perforated MS Sheet.
- Backrest, Knee Rest, TB / RTB Positions manoeuvred by separate screw from foot end.
- ABS moulded head & foot railing.
- Collapsible Side Railing.
- Telescopic IV Rod with four locations.
- Bed mounted on 125 mm dia castor two with brakes.
- Overall Size : 210 L x 90 W x 60 H cms.
- Finish : Epoxy Powder Coated.



UNIQUE - 106

ICU Bed Mechanical Fixed Height 3 KEY (ABS Panels)

- Made of rectangular M.S. Tube.
- 4 Section top made of perforated MS sheet.
- Backrest, Knee Rest, TB / RTB Positions manoeured by separate head & foot panels.
- ABS moulded head & foot panels.
- Collapsible safety side railing.
- Telescopic IV Rod with four locations.
- Bed mounted on 125 mm dia castor two with brakes.
- Overall Size : 210 L x 90 W x 60 H cms.
- Finish : Epoxy Powder Coated.



UNIQUE - 107

Hospital Full Fowler Bed (ABS Panels)

- Frame work made of Rectangular CRC Tube.
- 4 Section top made of perforated M.S. Sheet.
- Backrest, Knee Rest Positions manoeuvred by separate screw from foot end.
- ABS moulded head & foot panels.
- Four locations for IV Rod.
- Bed mounted on 10 cms dia castor two with brakes.
- Overall Size : 206L x 90W x 60H cms.
- Finish : Epoxy Powder Coated
- Also Available Electrically Operated.



UNIQUE - 108

Hospital Semi Fowler Bed (ABS Panels)

Description :

- Frame work made of rectangular M.S. Tube.
- 2 Section Top made of perforated M.S. Sheet.
- Back Rest section manoeuvred by Screw handle from foot end.
- ABS moulded head and foot panels.
- Four Locations for I.V. Rod.
- Overall size 198L x 90W x 60H cms.
- Finish: Epoxy Powder Coated.



UNIQUE - 109

Semi Fowler Bed With Sunmica Pannels

- Frame work made of Rectangular M.S. Tube.
- 2 Section Top made of perforated M.S. Sheet.
- Back Rest Section, manoeuvred by Screw Handle from Foot End.
- SS Head & Foot Bows with laminated panels.
- Four location for I.V Rod.
- Overall Size : 206 L x 90 W x 60 H cms.
- Finish : Epoxy Powder Coated.



UNIQUE - 110

Attendant Bed With Mattress

- Overall Size : 180 L X 60 W x 46 H cms.
- Frame work made of rectangular / square MS Tube.
- Legs fitted with PVC Stumps.
- Finish : Epoxy Powder Coated.



UNIQUE - 112

Attendant Bed Cum Chair

- The fabric is pressed artificial leather
- Overall all approx dimension 190 x 62 x 58 cms
- MS tubular frame work mounted in PVC stumps
- Finish : Epoxy Powder Coated



UNIQUE - 111

Patient Trolley With Fixed Cushioned 2 Section Top

- Approx. size : 195L x 65W x 68-90H cms.
- Frame Work made of MS Tubes.
- Safety side railing I.V. Rod.
- Backrest Adjustable.
- 15 cms dia castors.
- Pre-treated & Epoxy Powder Coated.
- Also available in complete S.S.



UNIQUE - 113

Pediatric Bed

- Overall Approx. Dimension : 140 cmL x 76 cmW x 60cmH.
- Frame work made of CRCA rectangular tubes.
- Top made of CRCA perforated Sheet.
- Full length drop side rails on both sides.
- Finish : Epoxy Powder Coated.



UNIQUE - 114
Two section mattress for semi-fowler beds



UNIQUE - 115
Four section mattress for fowler/I.C.U. beds



UNIQUE - 116
Mattress For Plain Hospital Bed

- 10 cms thick, 32 / 40 density foam mattress covered with deluxe rexine.



UNIQUE - 117
ABS Tuck Away Railing In 4 Pcs



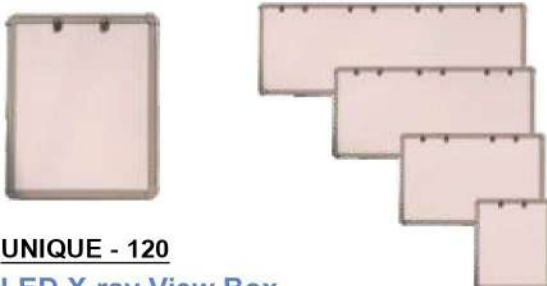
UNIQUE - 118
Collapsible Railings

- Made of Aluminium tubes.
- Packing : 1pair 0.022CBM.
- N.W. : 6.4 KGS.
- G.W. : 7.0 KGS.
- Finish : Epoxy Powder Coated.




UNIQUE - 119
Bed Cradle (Burn Cage)

- 48" L x 24" W x 24" H
- Frame work made of M.S. tubes
- Pre-treated and Epoxy Powder Coated finish



UNIQUE - 120
LED X-ray View Box

- A-For one film, B-For two film
- C-For three film, D-For four film



UNIQUE - 120A
Manual Railings(knob Type)



UNIQUE - 121

Stretcher Trolley

- Overall Approx. Size : 213 L x 56 W x 81 H cms.
- Frame work made of 1.25" 16 G vertical & 1" x 18 G horizontal CRC tube.
- Trolley mounted on 15 cm dia castors 2 with brake.
- Removable stretcher top made of MS sheet.
- Pushing handle at both end of the stretcher top.
- Finish : Pre treated and Epoxy Powder Coated.
- Also available in complete S.S.



UNIQUE - 122

Emergency & Recovery Trolley


- Approx. Size : 210L x 65W x 65-95H cms.
- Safety side railing, I.V. Rod, storage tray & Cylinder cage. Removable X-Ray translucent top with tray for holding X-ray translucent top with tray of holding X-Ray Cassettes.
- Adjustable height by hydraulic pump through foot pedal. Trendlenburg / Rev. Trendlenburg by gas spring.
- 15 cms dia casters. Corner buffers.
- Pre-treated & Epoxy Powder Coated.



UNIQUE - 123

Ambulance Stretcher

- Light weight , strong structure, lovely design, good arts and crafts; easy antisepsis, small size convenient to use.
- Utilizes high precision mechanical transmission.
- Can be used automatically folded through the left and right hand control handle.
- Made of high quality aluminium alloy tubes.
- Dimensions:-
A- High position : 1,900 x 560 x 900 mm
B- low position : 1,900 x 560 x 280 mm
- Product weight : 40 kg
- Diameter of the Castors : 125 mm
- Applicable for various kind of hospital, emergency centers, ambulances and battle fields.



UNIQUE - 124

Folding Stretcher

- Unfolded Size: 221 L x 53 W x 15 H cms.
- Folded Size : 110 L x 18 W x 11 H cms.
- Net Wt : 5 kg.
- Gross Wt : 6 kg.
- Load Bearing Capacity : 159 kg.
- Also Available in Aluminum



UNIQUE - 129
Bed Side Locker (Deluxe)

- Overall Size 16"Lx 16"W x 30"H
- CRCA sheet constructions. Having one Box and one drawer
- S. S. Top with three sides raise edges
- Epoxy Powder Coated



UNIQUE - 130
Bed Side Locker (Std)

- Four MS legs fitted with PVC Stumps.
- Box and door made of MS sheet.
- Top made by machine pressed SS Sheet.
- Finish : Epoxy Powder coated.
- 16" L x 16" W x 32" H



UNIQUE - 131
Bed side locker ABS

- 480x480x760/800mm (LXWXH)
- Made of ABS Plastic, Light, steadiness, no aging.
- Built in towel shelf and one oddment rack.



UNIQUE - 131A
Bed Side Locker With Membrane Top



UNIQUE - 132
Over Bed Table (Manual)

- Size: 72"x 20"x 30" (LXWXH)
- Rectangular frame work mounted on 5 cms castors
- 30" x 16" laminated top adjustable by Side knob.
- Epoxy Powder coated.
- Also available in all stainless steel



UNIQUE - 133
Over Bed Table (Pneumatically Adjustable)

- Rectangular frame work mounted on 5 cm castors.
- 33 " x 18" ABS moulded top adjustable by pneumatic gas spring.
- Pre treated and Epoxy Powder Coated.



UNIQUE - 134
Over Bed Table With Membrane Top

- Two section ABS top fitted on MS square tubular telescopic steam.
- Height adjustable from Approx 750 mm x 1100 mm by gear handle.
- Base frame made of rectangular MS tubes mounted on 50 mm dia castors.
- Finish : Pre treated and Epoxy Powder Coated.



UNIQUE - 135

Revolving Stool (Cushioned Top)

- Four Leg base fitted with PVC Stumps.
- Height adjustment by machine Screw from 18" x 27".
- A foot rest ring support made of MS Tube.
- Cushioned top support with MS Circle.
- Finished : Pre-treated and Epoxy Powder Coated.
- Also available in S.S. Frame work Cushioned top.



UNIQUE - 136

Revolving Stool (SS Top)

- Four leg base with PVC Stumps.
- Height adjustment by machine Screw from 18" x 27".
- A foot rest ring support made of MS Tube.
- SS top supported with MS sheet top.
- Finish : Pre-treated and epoxy Powder Coated.
- Also Available in S.S. Frame work and S.S. Top.



UNIQUE - 137

Instrument Mayo's Trolley Over The O.T Table (mechanically)

- Approx Tray S.S. Size : 82 L x 50 W cms
- Frame Work Of CRC Tubes Mounted on 10cms Castors.
- Height adjustable By Gear Handle.
- Epoxy Powder Coated.
- Also Available in S.S. Frame & tray.



UNIQUE - 138

Instrument Trolley (Two Shelves)

- Frame work made of 1" x 18 G vertical MS Tubes.
- Two 18G S.S. Shelves with three sides railing.
- The trolley mounted on 75/100 mm dia castors.
- Finish : Pre treated and Epoxy Powder Coated.
- Also available in SS frame and SS shelves.

Sizes : A-24"L x 18"W x 32"H
B-30"L x 18"W x 32"H
C-36"L x 20"W x 32"H
D-18"L x 24"W x 32"H
E-18"L x 30"W x 32"H



UNIQUE - 139

Dressing Trolley

- Frame work made of MS tubes.
- Two S.S. Shelves over with S.S. railings on all four sides.
- The trolley fitted S.S. bucket and S.S. bowl.
- Finish : Pre treated and Epoxy Powder Coated.
- Also available in SS frame work and SS shelves.

Sizes : A-30"L x 20"W x 32"H
B-18"L x 30"W x 32"H



UNIQUE - 140

Linen Change Trolley

- MS Tubular frame mounted on 10cms Dia castors.
- Three shelves made of MS Sheet.
- A Canvas Bag fitted on front side.
- Epoxy Powder Coated Finish.



UNIQUE - 141A



UNIQUE - 141B

UNIQUE - 141

Foot Step Double

- 18"x18"x18".
- M.S. Tubular Frame fitted with PVC stump.
- CRC sheet duly double press bent.
- Pre-treated and Epoxy Powder Coated.
- Also available in Stainless Steel Model.



UNIQUE - 143

Baby Cradle

- M.S. tubular pipe. Stand fitted with PVC stumps.
- Wire mesh hanging cradle.
- Pre-treated and Epoxy Powder coated.
- Size - 34"x15"x 39" (L x W x H)



UNIQUE - 142

Foot Step Single

- 18"x9"x9".
- M.S. Tubular legs fitted with PVC stump.
- Pre-treated and Epoxy Powder Coated.
- M.S. top fixed with rubber matting and aluminium beddings.
- Also available in Stainless Steel Model.



UNIQUE - 144

Baby Bassinet

- Preprex transparent Crib with mattress.
- Trendlenburg / Rev. Trendlenburg 5 cms castors. I.V. Rod.
- Pretreated & Epoxy Powder Coated.
- Also Available S.S.



UNIQUE - 145

Mayo's Instrument Trolley With S.S. Tray

- Rectangular CRC tube mounted on 5 cms castors, height adjustable by side Knob.
- Pre - treated and Epoxy Powder Coated finish.
- Also available in S.S. frame & tray.
- Tray size S.S. : 56L x 40 W cms



UNIQUE - 146

Kick Bowl / Bucket

- Approx. S.S. Bowl of 350 mm dia/SS Bucket.
- Frame work made of MS tubes.
- Mounted on 75 mm castors.
- Finish : Epoxy Powder Coated.
- Also available in SS frame work and SS Basin/Bucket.



UNIQUE - 147

Trolley For Oxygen Cylinder

- Frame work made of CRC tube mounted on 10 cms/ 15cms castors
- Epoxy powder coated finish.
- A - for B type cylinder.



UNIQUE - 148

Equipment Trolley (Two Shelves)

- Frame work made of 1" x 18G vertical MStubes.
- Three 20G S.S. Shelves with three sides railing.
- The trolley mounted on 100 mm dia castors.
- Finish : Pre treated and Epoxy Powder Coated.
- Also Available in S.S. Frame & S.S. Sheet



UNIQUE - 149

Utility Trolley (Two Shelves)

- M.S. Frame work.
- S.S. Shelves.
- One M.S. Drawer.
- 10 cms Castors.



UNIQUE - 150

Laparoscopic Trolley

- Overall Approx. Size: 800mm. Lx600mm Wx1460mm H
- Four Shelves and one drawers.
- Trolley having two handles.
- The trolley mounted on 125mm dia castors-2 with brakes.
- Finish : Pre-treated and Epoxy Powder Coated.



UNIQUE - 151

Bed Side Screen (4 Panels)

- Overall Approx. Size : 1680 H x 2450 mm.
- MS tubular construction made of 19 mm x 18G in four section.
- Legs made of 25 mm x 18G fitted with 50 mm dia castors.
- Each span 610 mm wide.
- Supplied with hooks and spring with curtain cloth.
- Finish : pre treated and Epoxy Powder Coated.



UNIQUE - 152

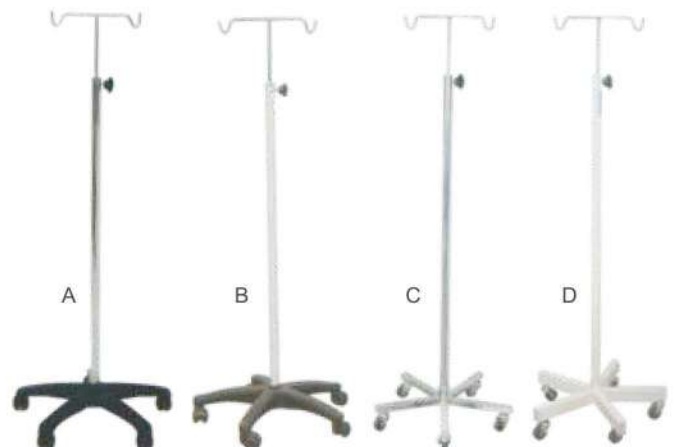
Crash Cart

- Overall Approx. Size : 960 L x 500 W x 1545 H mm.
- Frame work made of S.S. Tubes.
- Two light weight polystyrene boxes each with three drawers.
- Upper drawer with medicine contrainer of different sizes.
- Provision to hold oxygen cylinder made of M.S.
- Massage board for cardiac patient are provided.
- Six Number colour hand out small bins at eye level.
- Total three S.S. Shelves with railing to carry Medical Equipments.
- Provided with S.S. I.V. Rod, corner Buffers.
- The cart mounted on 125 mm dia casters 2 with brake.
- Also available in M.S. Frame work and laminated shelves.

UNIQUE - 153

I.V. Stand

- Five Pronged base fitted with 5 cm dia castors.
- 12 mm S.S. Adjustable I.V. Rod with double hook.
- (A) S.S. Pipe with ABS base.
- (B) P.C. Pipe with ABS base.
- (C) S.S. Pipe with S.S. base.
- (D) C.P. Pipe with M.S. base.





UNIQUE - 154
Soiled Linen Trolley With Canvas Bag

- Frame work of CRC tube mounted on 10 cms castors.
- Superior quality canvas bag.
- Epoxy powder coated finish.
- Also Available in S.S.



UNIQUE - 155
Soiled Linen Trolley with Plastic Bucket

- Push handle at one hand.
- Frame work of CRC tube on 10 cms castors.
- Superior quality plastic bucket.
- Epoxy powder coated.
- Also available in S.S. Frame.



UNIQUE - 156
Bmw Dustbins



UNIQUE - 157
Commode Chair with wheel



UNIQUE - 158
Commode Chair without wheel



UNIQUE - 159
Wheel Chair Folding

- Chromed Steel Frame 8" PVC Castor,
- 24" Solid Mag Wheel Fixed Armrest and Footrest



UNIQUE - 160
Wheel Chair Non Folding With Commode

- 17" cushioned seat & back fixed armrests front with 5" solid castors & rear 26" solid wheels with brakes.
- Size 41" x 28" x 33" (L x W x H).



UNIQUE - 161A
Wheel Chair Folding :karma"

UNIQUE - 161
Bed Cum Chair Commode

Specially Foldable Deluxe bed cum chair, Comfortable Seating Space, Back Support adjustable up to 170 Degrees, Detachable Armrest, Swing away foot rest (Adjustable), Multipurpose wheels (Big rear wheels can be easily interchanged with the small wheels for indoor use), on board commod Facility with tray.





UNIQUE - 162

Operation & Examination Table (HI-LO) (72" x 20" x 32")

- Tubular Frame work on 10 cms castors two with brakes. This is an exceptionally fine surgical table. With facility of height adjustable by crank mechanism. Offering a very comprehensive range of positions straight, trendlenburg & reverse trendlenburg positions, chair, lithotomy position etc.

Optional

- Mattress 50mm with rexin cover.

UNIQUE - 163

Labour Table

- Overall Approx. max. Size : 72" x 27" x 30".
- Frame work made of MS Tube.
- Legs fitted with PVC Stumps.
- 3 Section Top made of S.S. Sheet.
- Back rest section adjustable on ratchet.
- Leg end section can slide under the main section.
- The entire table top gives trendlenberg positions by gas entire system.
- Removable safety side railing are provided on 3 sides of the table.
- Height adjustable a pair of foam padded knee crutches.
- Patient bearing down hand grips made of S.S. Tubes.
- Supplied with waste collecting S.S. Bowl on S.S. bracket and one S.S. I.V. Red.
- Finish : Pre treated and Epoxy Powder Coated.
- Also available in S.S. Frame work and S.S. Top.



UNIQUE - 164

Labour Delivery Bed (Electric)

- Overall Size : 1880 mm L x 900 mm W x 600-800 mm H.
- Tubular frame work mounted on 125 mm dia castor two with brakes.
- Three section top made of MS pipe with fixed cushioned mattress.
- Trendlenburg / Reverse Trendlenburg positions, height adjustment, Back section adjustment through electric actuator system.
- Leg end section can slide under the main section.
- Provided with a pair of upholstery lithotomy position.
- SS Telescopic IV Rod Detachable SS Tray.



UNIQUE - 165

Universal Hydraulic Operating Table (Super Deluxe)

An Universal hydraulic operating table is specially designed to provide complete flexibility for patient positioning required for modern surgeries. This table is constructed of stainless steel and other high quality materials.

FEATURES

- Five sectional stainless steel top which gives ease various surgical positions.
- UP & DOWN by Hydraulic System .
- Standard Positioning : Height UP/DOWN, Trendelenberg / Reverse Trendelenberg, Lateral tilt sides, Flex / Reflex, Chair, Kidney elevation through drive handle.
- Base and column covered with S.S. Top to ensure high durability and Hygiene for the operation room.
- Mobile on Smooth running castors.
- Floor Lock facility.


STANDARD ACCESSORIES

- Five section mattress - 1 set
- Anesthetist Screen - 1 Pcs.
- Padded Shoulder support -2 Pcs.
- Padded Lateral Support-2 Pcs.
- Padded Lithotomy Crutches-2 Pcs.
- Padded Arm Rest - 2 Pcs.
- Drive Handle - 1 Pcs.



Optional : Electric Function

| Specificaton/Model No. | MPH - 397 (Approx. Dimension) | MPH - 397 Electric (Approx. Dimension) |
|-----------------------------|----------------------------------|---|
| Overall Length of the table | 1950 mm | 1950 mm |
| Overall width of the table | 500 mm | 500 mm |
| Minimum height of the table | 780 mm | 780 mm |
| Maximum height of the table | 1030 mm | 1030 mm |
| Trendlengburg/Reverse | 30 Degree | 30 Degree |
| Flex / Reflex | 800/2200 | 800/2200 |
| Side Tilt | 220 | 220 |
| Kidney Position | 125 mm manually | 125 mm manually |
| Leg Section | 900 down | 900 down |
| | Hydraulic | Electric |



UNIQUE - 166

Operating Tables C-arm Compatible (hydraulic)

FEATURES

- Four Sections Radiolucent top.
- C-Arm compatible inbuilt kidney bridge.
- Eccentrically positioned top for maximum access for movement of C Arm image intensifier.
- Heavy & sturdy T shaped base allowing maximum foot room for operating team
- Mobile on smooth running castors & Floor locking system for stability
- Heavy & Hygienic stainless steel Covered base and lifting column
- All the fittings, side rails and accessories made of stainless steel.
- Accessories clamps made of Stainless Steel.

STANDARD POSITIONING

- Hydraulic UP / DOWN
- Precise and efficient crank mechanism to obtain trendelenberg / reverse trendelenberg,
- Lateral tilt both sides,
- Flex & Reflex, & Chair
- Detachable, adjustable and interchangeable head & leg sections
- Also Available with Kidney Bridge Position with Radiolucent top .



C-Arm compatible operating table for Orthopaedic with Leg Traction unit attached to the base



UNIQUE - 167
C-ARM Operation Theater Table (Electric)



Inner thigh support for lateral position



Arm Support Carter Braine with pad (Adjustable) for lateral positioning (Optional)



Knee Rest for tibia and fibula position / arthroscopic position



Lateral Cassette Holder (Optional)



Pelvic rest (adjustable) at extreme right



Steinmann Pin Clamp

Pelvic rest (adjustable) positioned at extrement left



X-ray translucent, C-Arm Compatible. Hand operating table with mattress and telescopic support.

C-arm Compatible Operating Table (Hydraulic)

STANDARD ACCESSORIES

- Five section mattress - 1 set
- Anesthetist Screen - 1 Pcs.
- Padded Shoulder support -2 Pcs.
- Padded Lateral Support-2 Pcs.
- Padded Lithotomy Crutches-2 Pcs.
- Padded Arm Rest - 2 Pcs.
- Drive Handle - 1 Pcs.



| Specifacaton/Model No. | MPH- 399 (Approx. Dimasions) |
|-----------------------------|---------------------------------|
| Overall Length of the table | 1950 mm |
| Overall width of the table | 500 mm |
| Minimum height of the table | 780 mm |
| Maximum height of the table | 1030 mm |
| Trendlengburg/Reverse | 30 Degree |
| Flex / Reflex | 800/2200 |
| Side Tilt | 220 |
| Kidney Position | 125 mm manually |
| Leg Section | 900 down |
| Chair Position | 850 |



UNIQUE - 176
Sputum Mug (S.S.)
304/202 G - S.S.



UNIQUE - 177
Enema Can (S.S.)
304/202 G - S.S.



UNIQUE - 178
Bed Pan (S.S.)
Male / Female With Cover
304/202 G - S.S.



UNIQUE - 179
Lotion Bowl (S.S.)
without Cover
304/202 G - S.S.



UNIQUE - 180
Urinal Pot (S.S.)
Male / Female
304/202 G - S.S.



UNIQUE - 181
Cidex Tray
26" x 4" x 4"



UNIQUE - 182
Instrument Sterilizer
Electric (S.S.)
304/202 G - S.S.
Sizes : 12"x6"x5.5", 14"x6"x5.5",
16"x6"x5.5", 16"x8"x7.5",
18"x8"x7, 20"x8"x7.5", 24"x6"x7.5",
24"x12"x7.5", 24"x12"x12"



UNIQUE - 183
Seamless Dressing
Drums (S.S.)
304/202 G - S.S.
Sizes : 6"x6", 9"x9", 11"x9",
11"x5", 12"x15", 11"x18"



UNIQUE - 184
Catheter Tray (S.S.)
304/202 G - S.S.
Sizes : 8"x3"16"x4"



UNIQUE - 185
Instrument Tray (S.S.)
304/202 G - S.S.
Sizes : 8"x6"9"x6", 10"x8", 11"x7",
12"x8", 12"x10"15"x12", 18"x12"



UNIQUE - 186
Basin (S.S.)
304/202 G - S.S.
Sizes : 6", 8", 10", 12", 14" 16"



UNIQUE - 187
Kidney Tray (S.S.)
304/202 G - S.S.
Sizes : 6", 8", 10", 12"



UNIQUE - 188
Dressing Drums (Jointless)
Salem Steel (Grade 304)



UNIQUE - 189
Formalin Chamber
(with Three Trays)
(A) 20"x8" x 8" (B) 23" x 8" x 8"
(C) 26" x 8" x 8" (D) 30" x 12" x 12"



UNIQUE - 190

Cooker Type Autoclave (Portable) Single / Double Drum Aluminum

Seamless construction made of aluminium alloy with turning on lid highly polished. It comes with one stop cock (continues bleeding valve), safety valve and pressure guage. Size : 12"x12", 12"x20" Available in electric and non-electric All sizes are approximate Note : Also Available in S.S. Model

UNIQUE - 191

Autoclave (Portable) Wing Nut Type (S.S.) Electric

Deep drawn body made of 304 Grade, ring made of aluminium casting, lid made of a aluminium casting with S.S. Plate Size : 12" D x 12" H, 12" D x 15" H Available in electric and non-electric Also available in S.S. LID as per customer requirement All sizes are approximate



UNIQUE - 192

Vertical Double Drum Autoclave Radial with Lock System

Double walled with SS Tank. Depth of the inner tank 25inch for Extra space. Double Safety valve.



UNIQUE - 194

Cooker Type Autoclave (Portable) Single/Double Drum S.S. Electric

Seamless construction made of S.S. with turning on lid highly polished. It comes with one stop cock (continues bleeding valve), safety valve and pressure guage. Size: 12"x14", 12"x22" Available in electric and non-electric Also available with semiautomatic (Timer Based) All sizes are approximate

UNIQUE - 193

Verticle Double Drum Autoclave Wing Nut Type (S.S.)

Vertical Autoclave inner outer made of Stainless Steel heavy gauge sheet fitted with pressure guage (Max. pressure 15PSI), safety valve (weighted) pressure release valve & good quality rubber gasket for seamless/leak proof fitting (Silicon gasket optional). Note: Ring made of a aluminium casting Lid made of S.S. plate Electric autoclave fitted with heating element of 2KW single phase 220V/50Hz Also available in semi automatic (Timer Based) sizes : 12" X 25", 16" x 24"



UNIQUE - 195

Aerosol Disinfector

This model, Ideally suited for decontamination of operation theatres, Wards in Hospitals & Nursing Homes, Pharmaceutical Labs & Production units, Animal housed and Poultry sheds, Hatcheries & EGG Storages, Silk worm rearing houses in sericulture industries etc. Instantly converts liquids formalin into true aerosol particles. Due to high aerodynamic stability the formalin droplets remain suspended in the atmosphere for longer duration and because of penetrating properly ensure 100% sterile germ free and Zero-Bacteria Environment. Eliminates the Cumbersome process involved in the conventional method of fumigation. Can be easily operated even by a ward-boy. A single unit can sterilize 250 cu. mtrs. about 9000 cu. ft. in just 30-60 minutes. Suitable to work on 220 V, Single Phase, 50 Hz, Ac Supply. Available in Aluminium and Stainless Steel body in following capacities. (A) 1.5 Litres (B) 5.0 Litres



OT Fogger

UNIQUE - 196

Horizontal High Pressure Cylindrical Steam Sterilizer

Handsomely Made For Long Service and to provide easier and surer Sterilization for use in Hospitals, Nursing Homes, Pharmaceutical Industries and Laboratories.

CONSTRUCTION: Both chambers, back plate, ring and steam generator are made of strong 304 G stainless steel . All joints are strongly argon welded and completely leak proof. The outer jacket is thickly insulated which prevent heat loss due to radiation and covered with stainless steel sheet for elegance. All sterilizers are hydraulically tested upto 2.5 times of working pressure. By mean of steam under pressure of 5 to 22 PSI \pm 3 PSI (Adjustable). The unit is fitted with timer alarm, **Automatic pressure control switch**, water level indicator, Temperature gauge, **vacuum breaker and vacuum drying facility with Moisturizing trap**. Mounted on tubular M.S. frame with ground levelling flanges

SAFETY DOOR: Provided with a positive radial locking safety door with neoprene rubber/ silicon gasket which cannot be opened while the chamber is under pressure and disengages automatically when chamber is exhausted. This affords complete safety to the working personnel against explosive opening.

Note : Sterilisation cycle is controlled by three way valve or multiport valve (Optional)

Technical Specification :

| Size | Cap. Approx. | Element | Load |
|--------------------------|--------------|--------------|------|
| A) 400x600 mm (16"x24") | 75 ltrs. | 9 KW (1Pc.) | 9KW |
| B) 400x1200 mm (16"x48") | 150 ltrs. | 6 KW (2Pcs.) | 12KW |
| C) 500x900 mm (20"x36") | 176 ltrs. | 6KW(2Pcs.) | 12KW |
| D) 500x1200 mm (20"x48") | 235 ltrs. | 6KW(2Pcs.) | 12KW |
| E) 600x1200 mm (24"x48") | 339 ltrs. | 9KW(2Pcs.) | 18KW |

- Note :
- Working sterilization temp. 121°C/123°C
 - Power Supply 440V, 3 Phase
 - Power supply, Single phase, 220V AC on request

OPTIONAL ATTACHMENT AT EXTRA COST :

- 1) S.S. Stand.
- 2) Digital timer and temperature Display.
- 3) Double door system.
- 4) Working sterilization temp. 134°C on request
- 5) Automatic control system with software, solenoid valve and printer.



UNIQUE - 197

High Pressure Surgical Autoclave Vertical (Triple Walled)

Vertica high pressure water steam electrically heated sterilizer used for sterilization in Hospitals, Nurshing Homes, Pharmaceutical Industries and laboratories . Inner chamber, Steam jacket, Outer chamber & ring is made of thick 304 G stainless steel. All steriizers are hydraulically tested upto 2.5 times of working pressure. Lid is also made of thick stainless steel plate single piece and closed by Radial Locking and foot lifting system. Jointless neoprene/silicon gasket does not allow any leakage. By mean of steam under pressure of 5 to 20 PSI \pm 3 PSI (Adjustable) Fitted with double safety valve, Water level indicator, water inlet and outlet drain valves fitted with **vacuum breaker**. Supplied complete with cord, plug, timer, alarm & automatic pressure control switch but without dressing bins. To work on 220 volts, Single Ph, 50 Hz, Ac supply.

(NOTE-Three phase 440V AC Supply on request).

Available in following sizes

| Dia | Depth | Cap. Approx. | Element | Load |
|-----------|----------------------------|--------------|---------|------|
| (A) 300 x | 550 mm(12" x 22")approx. | 40ltrs. | 1 Nos. | 4 Kw |
| (B) 400 x | 600 mm (16" x 24") approx. | 75Ltrs. | 1 Nos. | 6Kw |
| (C) 550 x | 600 mm (22" x 24") approx. | 140Ltrs. | 1 Nos. | 6Kw |

Optional Accessories

- (1) Automatic low water level cut-off device
- (2) Digital Timer
- (3) Digital Temperature Indicator.
- (4) Dressing Bins

Note : Other sizes on Request



UNIQUE - 198

Anaesthesia Machine

- Construction: Trolley made by tubular rigid steel section electrostatically powder coated or stainless steel
- Suitable drawer for keeping anaesthesia kit/accessories
- Extended platform at rear for two 10 Ltrs. (Water cap.) cylinders
- Small roller bearings, antistatic castors, for easy mobility and brakes
- Top tray provided at eye level for keeping monitoring equipments
- Hook for breathing circuit
- Wipe clean stainless steel top
- Unitised rota meter block for oxygen & nitrous oxide with fine adjustment controls & colour coated knob and luminous back plate. Oxygen flow meter calibrated from 100cc/min to 10 ltrs. / Minute & Nitrous oxide flow meter from 200cc/min to 12 liters / min down Stream receipt of oxygen
- One gold man type vaporizer for halothene, provision to mount two vaporizers at a time
- Non return cum blow off valve in circuit ensures that pressure does not build-up beyond 200cm. water column & minimises risk of back flow of gases.
- 60 psl outlet for driving ventilator
- Emergency Oxygen flush valve At table level to give 35-60 ltrs./min for emergencies
- Cylinder yokes: Pin indexed yokes two each of oxygen & nitrous oxide
- 50mm diameter, colour coded gauges fitted at convenient angle for better visibility & clarity
- High efficiency regulators for reliability two each for O₂ & N₂o
- One Maggill's or Bain circuit

Safety Features

- Emergency oxygen flush
- Alarm to provide audible indication of O₂ supply pressure failure
- Nitrous oxide shut off in the event of O₂ failure
- Built in Hypoxyguard



Dimension

Height Depth Width
152cm 60cm 65cm
Weight App. 45kg



UNIQUE - 199
Halstead Mosquito STR+CVD



UNIQUE - 200
Artery forceps Kocher's STR+CVD



UNIQUE - 201
Artery forceps STR+CVD



UNIQUE - 202
Needle Holder Mayo Hegar



UNIQUE - 203
Mayo's Scissors STR+CVD



UNIQUE - 204
Dressing Scissors Straight



UNIQUE - 205
Bandage Scissors Lister



UNIQUE - 206
Retractor Czerny



UNIQUE - 207
Dressing Forceps Plain & with teeth (1x2)



UNIQUE - 208
Adson Forceps Plain & with teeth (1x2)



UNIQUE - 209
Mayo Towel Clip



UNIQUE - 210
Towel Clip Cross Action



UNIQUE - 211
Irwin Retractor



UNIQUE - 212
Sponge Holding Forceps



UNIQUE - 213
Retractor Langen Back



UNIQUE - 214
Retractor Bal Four Abdominal



UNIQUE - 215
Retractor Morris



UNIQUE - 216
Right Angled Artery Forceps



UNIQUE - 217
Cheattle Sterilizing Forceps



UNIQUE - 218
Kidney Stone Forceps



UNIQUE - 219
Punch Biopsy Forceps



UNIQUE - 220
Retractor Doyen's



UNIQUE - 221
Gall Stone Forceps Disjardins



UNIQUE - 222
Retractor Deaver Abdominal



UNIQUE - 223
Blood Pressure Monitor, Digital



UNIQUE - 224
Blood Pressure Monitor
Mercury Free



UNIQUE - 225
Hammer, Neurological



UNIQUE - 226
Stethoscope, Nursescope (Microtone)



UNIQUE - 227
Littmann Stethoscope



UNIQUE - 228
Thermometer Oral (Prismatic)



UNIQUE - 229
Digital Thermometer



UNIQUE - 230
Gynae Examination Light
Wall Model(LED)



UNIQUE - 231
LED Light Stand Model

Technical Specification :

| | |
|-------------|--------------|
| Lux @ 50 cm | : 20000 |
| Arm | : FLEXIBLE |
| Transformer | : Integrated |
| Volt | : 12 V |
| Watt | : 5 W |



UNIQUE - 232
Bubble Mattress / Air Mattress



UNIQUE - 233
Hot Water Bottle



UNIQUE - 234
Baby weighing machine Digital



UNIQUE - 235
Baby weighing machine



UNIQUE - 238
Ice Bag



UNIQUE - 236
Weighing Machine



UNIQUE - 237
Digital Adult Weight Machine



UNIQUE - 239
Anti-Static Re-breathing Bag



UNIQUE - 240
Kelly's Douche Pad



UNIQUE - 241
Fingertip Pulse Oximeter



UNIQUE - 242
Infrared Thermometer



UNIQUE - 243
Infrared Lamp



UNIQUE - 244
Foot-operated-Hand Sanitizer-Dispenser



UNIQUE - 245
Nebulizer / Omron



UNIQUE - 246
Stand Model B.P. App.



UNIQUE - 247
Spill Kit



UNIQUE - 248
Stainless Steel Manual Needle Cutter



UNIQUE - 249
Needle & Syringe Destroyer (Ramtec)



Bipap-Tube

Other Hospital Accessories



UNIQUE - 250



UNIQUE - 251



UNIQUE - 252



UNIQUE - 253



UNIQUE - 254



UNIQUE - 255



UNIQUE - 256



UNIQUE - 257



UNIQUE - 258



UNIQUE - 259



UNIQUE - 260



UNIQUE - 261



UNIQUE - 262



UNIQUE - 263



UNIQUE - 264



UNIQUE - 265



UNIQUE - 266



UNIQUE - 267



UNIQUE - 268



UNIQUE - 287
LED Single Surface Phototherapy

- S.S. Stand
- Box with Stoving Paint
- 10 Blue Genuine LED
- Box Height adjustable
- High quality Lens



UNIQUE - 288
Shelves Stand / Laparoscopic Trolley


- Anchor combined Switch Socket
- 5" wheels with 2 brakes
- High Quality Stoving Paint
- Pink & Blue Colour Available
- S.S. Back Side Railing



UNIQUE - 289
LED Double Surface Phototherapy

- S.S. Stand
- Box with Stoving Paint
- 10 +10 Blue Genuine LED
- High quality Lens
- Upper Box Height adjustable

Laryngoscope



UNIQUE - 290
Laryngoscope Set




UNIQUE - 292
Infantometer



UNIQUE - 291A
Laryngoscope Set Child



UNIQUE - 291
Otoscope





UNIQUE - 293
Portable Suction Unit
AC / DC - DC - AC

- Main Applications
- Hospital Crash Cart
 - Patient Transfer
 - Long Term Home Care
 - EMS/Ambulance
 - Bed Side

- InstaD DC
- EMS/Ambulance
 - Bed Side



UNIQUE - 294
VENTUSE CUP



UNIQUE - 295
Electric Suction Trolley
Model (Crompton)



UNIQUE - 295A
ELECTRIC SUCTION 1/2 H.P.
ANAND(HI-VAC)



UNIQUE - 296
Suction Machine

- Power supply: AC 220 ± 22V, 05 ± 1Hz
- Max negative pressure : > 0.09Mpa
- Noise : < 60 DB (A)
- Input power : < 180 VA
- Flow Rate : > 20 L/min
- Jar capacity: 2500ml / PC, 2 pieces



UNIQUE - 297
400 Dexter
Electro Surgical Unit



UNIQUE - 298
400 Primo
Electro Surgical Unit



UNIQUE - 309
Patient Suit



UNIQUE - 310
Patient Gown



UNIQUE - 311
Disposable Cap



UNIQUE - 312
Disposable Mask



UNIQUE - 313
Disposable Shoe Cover



UNIQUE - 314
Shoe Cover Dispenser



UNIQUE - 315
Ent Head Light(LED)



UNIQUE - 316
Tunning Folk



UNIQUE - 317
LS Belt



UNIQUE - 318
Couch/Paper Roll



UNIQUE - 319
Suggestion Box



UNIQUE - 320
Head Circumference Tape



UNIQUE - 321
Motorised Recliner Mattress



UNIQUE - 322
Scoop Stretcher



UNIQUE - 323
I-Gel



UNIQUE - 324
First Aid Box Wall Model




UNIQUE - 325
Peak Flow Meter




UNIQUE - 326
Refrigerator Thermometer



UNIQUE - 327
Head Ring (Silicon)



UNIQUE - 328
Patient Shifting Roller



UNIQUE - 329
Spine Board/Stretcher



UNIQUE - 330
Bucket Trolley



UNIQUE - 331
Three Bucket Mop Stand



UNIQUE - 332
B.P. Clock Model(Diamond)



UNIQUE - 333
Blood Donation chair



UNIQUE - 334
Height Stand (Imported)



UNIQUE - 335
Cheadle with Jar

Medical Equipment Catalogue

BRINGING QUALITY TO LIFE



UNIQUE Surgical & Medical Equipments

Office: #123, 6th Main Rd , 2nd Stage Rajajinagar, Bengaluru 560 086 INDIA
Warehouse: 78/3, Kurubarahalli, Mavalipura village, Shivakote post,
Hesaraghatta hobli, Bengaluru 560089 | Call: +91 8867631345 / 9019352020
www.uniquemedicalequipments.com | info@uniquemedicalequipments.com

