

# Medical Equipment Catalogue

BRINGING QUALITY TO LIFE





## Our SVK Profile

SVK Healthcare ( UNIQUE ) is a known name India for quality surgical / hospital appliances and allied products. SVK Healthcare with the dean of highly experienced and truly efficient workers are busy in servicing the medical field for more than ten plus years.

Service with quality making the sole principle. Based at Bengaluru, we started manufacturing stainless steel hospital Instruments for almost all Medical Departments. In turn of the services rendered, we sold our products through the length & breadth of the country and earned the best satisfaction of our customers bagging a huge Clientage with Name & Fame.

The Vast experience and profound knowledge, backed by a highly professional staff, has enabled this oldest company of independent India to maintain its top position all through these decades.

Product Range: The following range of products has made SVK Healthcare customer friendly and one-stop source of many different product ranges:

- \* Hospital Furniture
- \* Operation Theatre Equipments
- \* Surgical Lights
- \* Surgical Instruments
- \* Steam Sterilizers / Autoclaves
- \* Gynae Equipments
- \* Baby Care Equipments

Meeting Individual Requirements: Every order, howsoever big or small, is complied with in accordance with individual requirements.

Twin Passion: Commitment to quality as well as holding the price line is the twin passion with SVK Healthcare.

Assets: Ever growing clientage and excellent references both bank & trade-are our assets we feel proud of it.



# Contents

- Hospital Beds
- Patient Transfer Trolleys
- Examination Tables
- Ward Equipments
- Delivery Beds
- O.T. Tables
- O.T. Lights
- Hollowares / Steel Wares
- Autoclaves
- Anaesthesia Equipment
- Surgical Instruments
- OPD Equipments
- Other Hospital Items
- Medical Equipments Accessories
- Phototherapy with  
Baby Care Equipments
- Laryngoscope
- Suction Machines
- Scrub Station



## **UNIQUE - 101**

### **ICU Bed Electric (ABS Panels)**

- Frame work made of rectangular M.S. Tube.
- Perforated CRC Sheet top in four sections.
- Backrest, Knee Rest Trendlenburg / Reverse Trendlenburg and Hi-Lo Positions obtained by Electric Actuator operated by hand remote system.
- ABS moulded head & foot panels.
- Collapsible type safety side railings : SS horizontal tubes aluminium alloy / fixed with brackets Easily detachable.
- Telescopic IV Rod with four locations.
- Bed mounted on 125 mm dia castors-two with brakes.
- Overall Size : 210 L x 90 W x 60-80 H cms.
- Finish : Epoxy Powder Coated.



## **UNIQUE - 102**

### **ICU Bed Mechanical (ABS Panels & ABS Railing Swing Type)**

- Frame work made of rectangular M.S. Tube.
- 4 Section top made of perforated MS Sheet.
- Backrest, Knee Rest, Trendlenburg/Reverse Trendlenburg and Hi-Lo Positions obtained by separate screw from foot end.
- ABS moulded head & foot panels.
- ABS tuck away safety side railing.
- Telescopic I.V. Rod with two location.
- 125mm castor -two with Brakes.
- Over all Size : 210 L x 90 W x 60-80 H cms .
- Finish : Epoxy Powder coated Finish.



## **UNIQUE - 103**

### **ICU Bed Electric (Abs Panels & Abs Railing)**

- Frame work made of rectangular M.S. Tube.
- 4 Section top made of perforated MS Sheet.
- Backrest, Knee Rest Trendlenburg / Reverse Trendlenburg and Hi-Low Positions obtained by Electric Actuator operated by hand remote system.
- ABS moulded head & foot panels.
- ABS tuck away safety side railing.
- Telescopic IV Rod with Two locations.
- Bed mounted on 125 mm dia castor two with brakes.
- Overall Size : 210 L x 90 W x 60-80 H cms.
- Finish : Epoxy Powder Coated.



## **UNIQUE - 104**

### **ICU Bed Mechanical 3 KEY (ABS Panels & ABS Railing )**

- Frame work made of rectangular M.S. Tube.
- 4 Section top made of perforated MS Sheet.
- Backrest, Knee Rest, Trendlenburg/Reverse Trendlenburg
- ABS moulded head & foot panels.
- ABS tuck away safety side railing.
- Telescopic I.V. Rod with two location.
- 125mm castor -two with Brakes.
- Over all Size : 210 L x 90 W x 60-80 H cms .
- Finish : Epoxy Powder coated Finish.



### **UNIQUE - 105**

#### **ICU Bed Mechanical (ABS Panels)**

- Frame work made of rectangular M.S. Tube.
- 4 Section top made of perforated MS Sheet.
- Backrest, Knee Rest, TB / RTB Positions manoeuvred by separate screw from foot end.
- ABS moulded head & foot railing.
- Collapsible Side Railing.
- Telescopic IV Rod with four locations.
- Bed mounted on 125 mm dia castor two with brakes.
- Overall Size : 210 L x 90 W x 60 H cms.
- Finish : Epoxy Powder Coated.



### **UNIQUE - 106**

#### **ICU Bed Mechanical Fixed Height 3 KEY (ABS Panels)**

- Made of rectangular M.S. Tube.
- 4 Section top made of perforated MS sheet.
- Backrest, Knee Rest, TB / RTB Positions manoeured by separate head & foot panels.
- ABS moulded head & foot panels.
- Collapsible safety side railing.
- Telescopic IV Rod with four locations.
- Bed mounted on 125 mm dia castor two with brakes.
- Overall Size : 210 L x 90 W x 60 H cms.
- Finish : Epoxy Powder Coated.



### **UNIQUE - 107**

#### **Hospital Full Fowler Bed (ABS Panels)**

- Frame work made of Rectangular CRC Tube.
- 4 Section top made of perforated M.S. Sheet.
- Backrest, Knee Rest Positions manoeuvred by separate screw from foot end.
- ABS moulded head & foot panels.
- Four locations for IV Rod.
- Bed mounted on 10 cms dia castor two with brakes.
- Overall Size : 206L x 90W x 60H cms.
- Finish : Epoxy Powder Coated
- Also Available Electrically Operated.



### **UNIQUE - 108**

#### **Hospital Semi Fowler Bed (ABS Panels)**

##### **Description :**

- Frame work made of rectangular M.S. Tube.
- 2 Section Top made of perforated M.S. Sheet.
- Back Rest section manoeuvred by Screw handle from foot end.
- ABS moulded head and foot panels.
- Four Locations for I.V. Rod.
- Overall size 198L x 90W x 60H cms.
- Finish: Epoxy Powder Coated.



### **UNIQUE - 109**

#### **Semi Fowler Bed With Sunmica Pannels**

- Frame work made of Rectangular M.S. Tube.
- 2 Section Top made of perforated M.S. Sheet.
- Back Rest Section, manoeuvred by Screw Handle from Foot End.
- SS Head & Foot Bows with laminated panels.
- Four location for I.V. Rod.
- Overall Size : 206 L x 90 W x 60 H cms.
- Finish : Epoxy Powder Coated.



### **UNIQUE - 110**

#### **Attendant Bed With Mattress**

- Overall Size : 180 L X 60 W x 46 H cms.
- Frame work made of rectangular / square MS Tube.
- Legs fitted with PVC Stumps.
- Finish : Epoxy Powder Coated.



### **UNIQUE - 112**

#### **Attendant Bed Cum Chair**

- The fabric is pressed artificial leather
- Overall all approx dimension 190 x 62 x 58 cms
- MS tubular frame work mounted in PVC stumps
- Finish : Epoxy Powder Coated



### **UNIQUE - 111**

#### **Patient Trolley With Fixed Cushioned 2 Section Top**

- Approx. size : 195L x 65W x 68-90H cms.
- Frame Work made of MS Tubes.
- Safety side railing I.V. Rod.
- Backrest Adjustable.
- 15 cms dia castors.
- Pre-treated & Epoxy Powder Coated.
- Also available in complete S.S.



### **UNIQUE - 113**

#### **Pediatric Bed**

- Overall Approx. Dimension : 140 cmL x 76 cmW x 60cmH.
- Frame work made of CRCA rectangular tubes.
- Top made of CRCA perforated Sheet.
- Full length drop side rails on both sides.
- Finish : Epoxy Powder Coated.



**UNIQUE - 114**  
Two section mattress for semi-fowler beds



**UNIQUE - 115**  
Four section mattress for fowler/I.C.U. beds



**UNIQUE - 116**  
**Mattress For Plain Hospital Bed**  
• 10 cms thick, 32 / 40 density foam mattress covered with deluxe rexine.



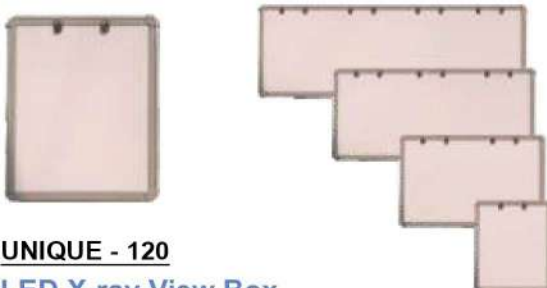
**UNIQUE - 117**  
**ABS Tuck Away Railing In 4 Pcs**




**UNIQUE - 118**  
**Collapsible Railings**  
• Made of Aluminium tubes. • Packing : 1pair 0.022CBM.  
• N.W. : 6.4 KGS. • G.W. : 7.0 KGS.  
• Finish : Epoxy Powder Coated.



**UNIQUE - 119**  
**Bed Cradle (Burn Cage)**  
• 48" L x 24" W x 24" H  
• Frame work made of M.S. tubes  
• Pre-treated and Epoxy Powder Coated finish



**UNIQUE - 120**  
**LED X-ray View Box**  
A-For one film, B-For two film  
C-For three film, D-For four film



**UNIQUE - 120A**  
**Manual Railings(knob Type)**



**UNIQUE - 121**

**Stretcher Trolley**

- Overall Approx. Size : 213 L x 56 W x 81 H cms.
- Frame work made of 1.25" 16 G vertical & 1" x 18 G horizontal CRC tube.
- Trolley mounted on 15 cm dia castors 2 with brake.
- Removable stretcher top made of MS sheet.
- Pushing handle at both end of the stretcher top.
- Finish : Pre treated and Epoxy Powder Coated.
- Also available in complete S.S.



**UNIQUE - 122**

**Emergency & Recovery Trolley**


- Approx. Size : 210L x 65W x 65-95H cms.
- Safety side railing, I.V. Rod, storage tray & Cylinder cage. Removable X-Ray translucent top with tray for holding X-ray translucent top with tray of holding X-Ray Cassettes.
- Adjustable height by hydraulic pump through foot pedal. Trendlenburg / Rev. Trendlenburg by gas spring.
- 15 cms dia casters. Corner buffers.
- Pre-treated & Epoxy Powder Coated.



**UNIQUE - 123**

**Ambulance Stretcher**

- Light weight , strong structure, lovely design, good arts and crafts; easy antiseptics, small size convenient to use.
- Utilizes high precision mechanical transmission.
- Can be used automatically folded through the left and right hand control handle.
- Made of high quality aluminium alloy tubes.
- Dimensions:-  
A- High position : 1,900 x 560 x 900 mm  
B- low position : 1,900 x 560 x 280 mm
- Product weight : 40 kg
- Diameter of the Castors : 125 mm
- Applicable for various kind of hospital, emergency centers, ambulances and battle fields.



**UNIQUE - 124**

**Folding Stretcher**

- Unfolded Size: 221 L x 53 W x 15 H cms.
- Folded Size : 110 L x 18 W x 11 H cms.
- Net Wt : 5 kg.
- Gross Wt : 6 kg.
- Load Bearing Capacity : 159 kg.
- Also Available in Aluminum



**UNIQUE - 129**  
**Bed Side Locker (Deluxe)**

- Overall Size 16"Lx 16"W x 30"H
- CRCA sheet constructions. Having one Box and one drawer
- S. S. Top with three sides raise edges
- Epoxy Powder Coated



**UNIQUE - 130**  
**Bed Side Locker (Std)**

- Four MS legs fitted with PVC Stumps.
- Box and door made of MS sheet.
- Top made by machine pressed SS Sheet.
- Finish : Epoxy Powder coated.
- 16" L x 16" W x 32" H



**UNIQUE - 131**  
**Bed side locker ABS**

- 480x480x760/800mm (LXWXH)
- Made of ABS Plastic, Light, steadiness, no aging.
- Built in towel shelf and one oddment rack.



**UNIQUE - 131A**  
**Bed Side Locker With Membrane Top**



**UNIQUE - 132**  
**Over Bed Table (Manual)**

- Size: 72"x 20"x 30" (LXWXH)
- Rectangular frame work mounted on 5 cms castors
- 30" x 16" laminated top adjustable by Side knob.
- Epoxy Powder coated.
- Also available in all stainless steel



**UNIQUE - 133**  
**Over Bed Table (Pneumatically Adjustable)**

- Rectangular frame work mounted on 5 cm castors.
- 33 " x 18" ABS moulded top adjustable by pneumatic gas spring.
- Pre treated and Epoxy Powder Coated.



**UNIQUE - 134**  
**Over Bed Table With Membrane Top**

- Two section ABS top fitted on MS square tubular telescopic steam.
- Height adjustable from Approx 750 mm x 1100 mm by gear handle.
- Base frame made of rectangular MS tubes mounted on 50 mm dia castors.
- Finish : Pre treated and Epoxy Powder Coated.



**UNIQUE - 135**

**Revolving Stool (Cushioned Top)**

- Four Leg base fitted with PVC Stumps.
- Height adjustment by machine Screw from 18" x 27".
- A foot rest ring support made of MS Tube.
- Cushioned top support with MS Circle.
- Finished : Pre-treated and Epoxy Powder Coated.
- Also available in S.S. Frame work Cushioned top.



**UNIQUE - 136**

**Revolving Stool (SS Top)**

- Four leg base with PVC Stumps.
- Height adjustment by machine Screw from 18" x 27".
- A foot rest ring support made of MS Tube.
- SS top supported with MS sheet top.
- Finish : Pre-treated and epoxy Powder Coated.
- Also Available in S.S. Frame work and S.S. Top.



**UNIQUE - 137**

**Instrument Mayo's Trolley Over The O.T Table (mechanically)**

- Approx Tray S.S. Size : 82 L x 50 W cms
- Frame Work Of CRC Tubes Mounted on 10cms Castors.
- Height adjustable By Gear Handle.
- Epoxy Powder Coated.
- Also Available in S.S. Frame & tray.



**UNIQUE - 138**

**Instrument Trolley (Two Shelves)**

- Frame work made of 1" x 18 G vertical MS Tubes.
- Two 18G S.S. Shelves with three sides railing.
- The trolley mounted on 75/100 mm dia castors.
- Finish : Pre treated and Epoxy Powder Coated.
- Also available in SS frame and SS shelves.

Sizes : A-24"L x 18"W x 32"H  
B-30"L x 18"W x 32"H  
C-36"L x 20"W x 32"H  
D-18"L x 24"W x 32"H  
E-18"L x 30"W x 32"H



**UNIQUE - 139**

**Dressing Trolley**

- Frame work made of MS tubes.
- Two S.S. Shelves over with S.S. railings on all four sides.
- The trolley fitted S.S. bucket and S.S. bowl.
- Finish : Pre treated and Epoxy Powder Coated.
- Also available in SS frame work and SS shelves.

Sizes : A-30"L x 20"W x 32"H  
B-18"L x 30"W x 32"H



**UNIQUE - 140**

**Linen Change Trolley**

- MS Tubular frame mounted on 10cms Dia castors.
- Three shelves made of MS Sheet.
- A Canvas Bag fitted on front side.
- Epoxy Powder Coated Finish.



**UNIQUE - 141A**



**UNIQUE - 141B**

**UNIQUE - 141**

**Foot Step Double**

- 18"x18"x18".
- M.S. Tubular Frame fitted with PVC stump.
- CRC sheet duly double press bent.
- Pre-treated and Epoxy Powder Coated.
- Also available in Stainless Steel Model.



**UNIQUE - 143**

**Baby Cradle**

- M.S. tubular pipe. Stand fitted with PVC stumps.
- Wire mesh hanging cradle.
- Pre-treated and Epoxy Powder coated.
- Size - 34"x15"x 39" (L x W x H)



**UNIQUE - 142**

**Foot Step Single**

- 18"x9"x9".
- M.S. Tubular legs fitted with PVC stump.
- Pre-treated and Epoxy Powder Coated.
- M.S. top fixed with rubber matting and aluminium beedings.
- Also available in Stainless Steel Model.



**UNIQUE - 144**

**Baby Bassinet**

- Preprex transparent Crib with mattress.
- Trendlenburg / Rev. Trendlenburg 5 cms castors. I.V. Rod.
- Pretreated & Epoxy Powder Coated.
- Also Available S.S.



**UNIQUE - 145**

**Mayo's Instrument Trolley With S.S. Tray**

- Rectangular CRC tube mounted on 5 cms castors, height adjustable by side Knob.
- Pre - treated and Epoxy Powder Coated finish.
- Also available in S.S. frame & tray.
- Tray size S.S. : 56L x 40 W cms



**UNIQUE - 146**

**Kick Bowl / Bucket**

- Approx. S.S. Bowl of 350 mm dia/SS Bucket.
- Frame work made of MS tubes.
- Mounted on 75 mm castors.
- Finish : Epoxy Powder Coated.
- Also available in SS frame work and SS Basin/Bucket.



**UNIQUE - 147**

**Trolley For Oxygen Cylinder**

- Frame work made of CRC tube mounted on 10 cms/ 15cms castors
- Epoxy powder coated finish.
- A - for B type cylinder.



**UNIQUE - 148**

**Equipment Trolley (Two Shelves)**

- Frame work made of 1" x 18G vertical MStubes.
- Three 20G S.S. Shelves with three sides railing.
- The trolley mounted on 100 mm dia castors.
- Finish : Pre treated and Epoxy Powder Coated.
- Also Available in S.S. Frame & S.S. Sheet



**UNIQUE - 149**

**Utility Trolley (Two Shelves)**

- M.S. Frame work.
- S.S. Shelves.
- One M.S. Drawer.
- 10 cms Castors.



**UNIQUE - 150**

**Laparoscopic Trolley**

- Overall Approx. Size: 800mm. Lx600mm Wx1460mm H
- Four Shelves and one drawers.
- Trolley having two handles.
- The trolley mounted on 125mm dia castors-2 with brakes.
- Finish : Pre-treated and Epoxy Powder Coated.



**UNIQUE - 151**

**Bed Side Screen (4 Panels)**

- Overall Approx. Size : 1680 H x 2450 mm.
- MS tubular construction made of 19 mm x 18G in four section.
- Legs made of 25 mm x 18G fitted with 50 mm dia castors.
- Each span 610 mm wide.
- Supplied with hooks and spring with curtain cloth.
- Finish : pre treated and Epoxy Powder Coated.



**UNIQUE - 152**

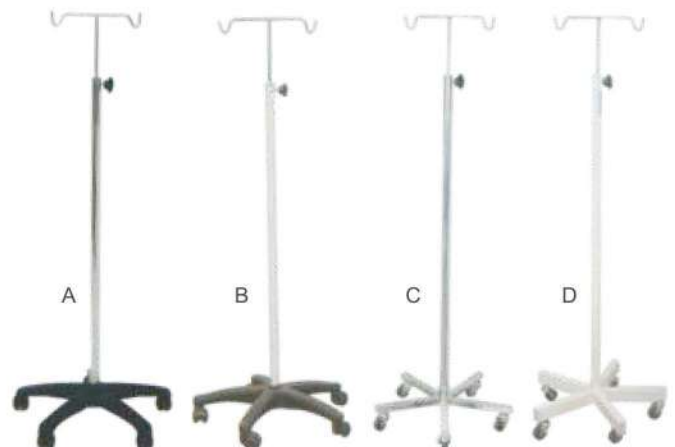
**Crash Cart**

- Overall Approx. Size : 960 L x 500 W x 1545 H mm.
- Frame work made of S.S. Tubes.
- Two light weight polystyrene boxes each with three drawers.
- Upper drawer with medicine contrainer of different sizes.
- Provision to hold oxygen cylinder made of M.S.
- Massage board for cardiac patient are provided.
- Six Number colour hand out small bins at eye level.
- Total three S.S. Shelves with railing to carry Medical Equipments.
- Provided with S.S. I.V. Rod, corner Buffers.
- The cart mounted on 125 mm dia casters 2 with brake.
- Also available in M.S. Frame work and laminated shelves.

**UNIQUE - 153**

**I.V. Stand**

- Five Pronged base fitted with 5 cm dia castors.
- 12 mm S.S. Adjustable I.V. Rod with double hook.
- (A) S.S. Pipe with ABS base.
- (B) P.C. Pipe with ABS base.
- (C) S.S. Pipe with S.S. base.
- (D) C.P. Pipe with M.S. base.





**UNIQUE - 154**  
**Soiled Linen Trolley With Canvas Bag**

- Frame work of CRC tube mounted on 10 cms castors.
- Superior quality canvas bag.
- Epoxy powder coated finish.
- Also Available in S.S.



**UNIQUE - 155**  
**Soiled Linen Trolley with Plastic Bucket**

- Push handle at one hand.
- Frame work of CRC tube on 10 cms castors.
- Superior quality plastic bucket.
- Epoxy powder coated.
- Also available in S.S. Frame.



**UNIQUE - 156**  
**Bmw Dustbins**



**UNIQUE - 157**  
**Commode Chair with wheel**



**UNIQUE - 158**  
**Commode Chair without wheel**



**UNIQUE - 159**  
**Wheel Chair Folding**

- Chromed Steel Frame 8" PVC Castor,
- 24" Solid Mag Wheel Fixed Armrest and Footrest



**UNIQUE - 160**  
**Wheel Chair Non Folding With Commode**

- 17" cushioned seat & back fixed armrests front with 5" solid castors & rear 26" solid wheels with brakes.
- Size 41" x 28" x 33" (L x W x H).



**UNIQUE - 161A**  
**Wheel Chair Folding :karma"**

**UNIQUE - 161**  
**Bed Cum Chair Commode**

Specially Foldable Deluxe bed cum chair, Comfortable Seating Space, Back Support adjustable up to 170 Degrees, Detachable Armrest, Swing away foot rest (Adjustable), Multipurpose wheels (Big rear wheels can be easily interchanged with the small wheels for indoor use), on board commod Facility with tray.





### UNIQUE - 162

#### Operation & Examination Table (HI-LO) (72" x 20" x 32")

- Tubular Frame work on 10 cms castors two with brakes. This is an exceptionally fine surgical table. With facility of height adjustable by crank mechanism. Offering a very comprehensive range of positions straight trendlenburg & reverse trendlenburg positions, chair, lithotomy position etc.

#### Optional

- Mattress 50mm with rexin cover.

### UNIQUE - 163

#### Labour Table

- Overall Approx. max. Size : 72" x 27" x 30".
- Frame work made of MS Tube.
- Legs fitted with PVC Stumps.
- 3 Section Top made of S.S. Sheet.
- Back rest section adjustable on ratchet.
- Leg end section can slide under the main section.
- The entire table top gives trendlenberg positions by gas entire system.
- Removable safety side railing are provided on 3 sides of the table.
- Height adjustable a pair of foam padded knee crutches.
- Patient bearing down hand grips made of S.S. Tubes.
- Supplied with waste collecting S.S. Bowl on S.S. bracket and one S.S. I.V. Red.
- Finish : Pre treated and Epoxy Powder Coated.
- Also available in S.S. Frame work and S.S. Top.



### UNIQUE - 164

#### Labour Delivery Bed (Electric)

- Overall Size : 1880 mm L x 900 mm W x 600-800 mm H.
- Tubular frame work mounted on 125 mm dia castor two with brakes.
- Three section top made of MS pipe with fixed cushioned mattress.
- Trendlenburg / Reverse Trendlenburg positions, height adjustment, Back section adjustment through electric actuator system.
- Leg end section can slide under the main section.
- Provided with a pair of upholstery lithotomy position.
- SS Telescopic IV Rod Detachable SS Tray.



## UNIQUE - 165

### Universal Hydraulic Operating Table (Super Deluxe)

An Universal hydraulic operating table is specially designed to provide complete flexibility for patient positioning required for modern surgeries. This table is constructed of stainless steel and other high quality materials.

#### FEATURES

- Five sectional stainless steel top which gives ease various surgical positions.
- UP & DOWN by Hydraulic System .
- Standard Positioning : Height UP/DOWN, Trendelenberg / Reverse Trendelenberg, Lateral tilt sides, Flex / Reflex, Chair, Kidney elevation through drive handle.
- Base and column covered with S.S. Top to ensure high durability and Hygiene for the operation room.
- Mobile on Smooth running castors.
- Floor Lock facility.


#### STANDARD ACCESSORIES

- Five section mattress - 1 set
- Anesthetist Screen - 1 Pcs.
- Padded Shoulder support -2 Pcs.
- Padded Lateral Support-2 Pcs.
- Padded Lithotomy Crutches-2 Pcs.
- Padded Arm Rest - 2 Pcs.
- Drive Handle - 1 Pcs.



Optional : Electric Function

Specificaton/Model No.	MPH - 397 (Approx. Dimension)	MPH - 397 Electric (Approx. Dimension)
Overall Length of the table	1950 mm	1950 mm
Overall width of the table	500 mm	500 mm
Minimum height of the table	780 mm	780 mm
Maximum height of the table	1030 mm	1030 mm
Trendlengburg/Reverse	30 Degree	30 Degree
Flex / Reflex	800/2200	800/2200
Side Tilt	220	220
Kidney Position	125 mm manually	125 mm manually
Leg Section	900 down	900 down
	Hydraulic	Electric



**UNIQUE - 166**

**Operating Tables C-arm Compatible (hydraulic)**

**FEATURES**

- Four Sections Radiolucent top.
- C-Arm compatible inbuilt kidney bridge.
- Eccentrically positioned top for maximum access for movement of C Arm image intensifier.
- Heavy & sturdy T shaped base allowing maximum foot room for operating team
- Mobile on smooth running castors & Floor locking system for stability
- Heavy & Hygienic stainless steel Covered base and lifting column
- All the fittings, side rails and accessories made of stainless steel.
- Accessories clamps made of Stainless Steel.

**STANDARD POSITIONING**

- Hydraulic UP / DOWN
- Precise and efficient crank mechanism to obtain trendelenberg / reverse trendelenberg,
- Lateral tilt both sides,
- Flex & Reflex, & Chair
- Detachable, adjustable and interchangeable head & leg sections
- Also Available with Kidney Bridge Position with Radiolucent top .



C-Arm compatible operating table for Orthopaedic with Leg Traction unit attached to the base



**UNIQUE - 167**  
**C-ARM Operation Theater Table (Electric)**



Inner thigh support for lateral position



Arm Support Carter Braine with pad (Adjustable) for lateral positioning (Optional)



Knee Rest for tibia and fibula position / arthroscopic position



Lateral Cassette Holder (Optional)



Pelvic rest (adjustable) at extreme right



Steinmann Pin Clamp

Pelvic rest (adjustable) positioned at extrement left



X-ray translucent, C-Arm Compatible. Hand operating table with mattress and telescopic support.

**C-arm Compatible Operating Table (Hydraulic)**

**STANDARD ACCESSORIES**

- Five section mattress - 1 set
- Anesthetist Screen - 1 Pcs.
- Padded Shoulder support -2 Pcs.
- Padded Lateral Support-2 Pcs.
- Padded Lithotomy Crutches-2 Pcs.
- Padded Arm Rest - 2 Pcs.
- Drive Handle - 1 Pcs.



Specifacaton/Model No.	MPH- 399 (Approx. Dimasions)
Overall Length of the table	1950 mm
Overall width of the table	500 mm
Minimum height of the table	780 mm
Maximum height of the table	1030 mm
Trendlengburg/Reverse	30 Degree
Flex / Reflex	800/2200
Side Tilt	220
Kidney Position	125 mm manually
Leg Section	900 down
Chair Position	850



**UNIQUE - 176**  
**Sputum Mug (S.S.)**  
304/202 G - S.S.



**UNIQUE - 177**  
**Enema Can (S.S.)**  
304/202 G - S.S.



**UNIQUE - 178**  
**Bed Pan (S.S.)**  
**Male / Female With Cover**  
304/202 G - S.S.



**UNIQUE - 179**  
**Lotion Bowl (S.S.)**  
**without Cover**  
304/202 G - S.S.



**UNIQUE - 180**  
**Urinal Pot (S.S.)**  
**Male / Female**  
304/202 G - S.S.



**UNIQUE - 181**  
**Cidex Tray**  
26" x 4" x 4"



**UNIQUE - 182**  
**Instrument Sterilizer**  
**Electric (S.S.)**  
304/202 G - S.S.  
Sizes : 12"x6"x5.5", 14"x6"x5.5",  
16"x6"x5.5", 16"x8"x7.5",  
18"x8"x7, 20"x8"x7.5", 24"x6"x7.5",  
24"x12"x7.5", 24"x12"x12"



**UNIQUE - 183**  
**Seamless Dressing**  
**Drums (S.S.)**  
304/202 G - S.S.  
Sizes : 6"x6", 9"x9", 11"x9",  
11"x5", 12"x15", 11"x18"



**UNIQUE - 184**  
**Catheter Tray (S.S.)**  
304/202 G - S.S.  
Sizes : 8"x3"16"x4"



**UNIQUE - 185**  
**Instrument Tray (S.S.)**  
304/202 G - S.S.  
Sizes : 8"x6"9"x6", 10"x8", 11"x7",  
12"x8", 12"x10"15"x12", 18"x12"



**UNIQUE - 186**  
**Basin (S.S.)**  
304/202 G - S.S.  
Sizes : 6", 8", 10", 12", 14" 16"



**UNIQUE - 187**  
**Kidney Tray (S.S.)**  
304/202 G - S.S.  
Sizes : 6", 8", 10", 12"



**UNIQUE - 188**  
**Dressing Drums (Jointless)**  
**Salem Steel (Grade 304)**



**UNIQUE - 189**  
**Formalin Chamber**  
**(with Three Trays)**  
(A) 20"x8" x 8" (B) 23" x 8" x 8"  
(C) 26" x 8" x 8" (D) 30" x 12" x 12"



**UNIQUE - 190**

**Cooker Type Autoclave (Portable) Single / Double Drum Aluminum**

Seamless construction made of aluminium alloy with turning on lid highly polished. It comes with one stop cock (continues bleeding valve), safety valve and pressure guage. Size : 12"x12", 12"x20" Available in electric and non-electric All sizes are approximate Note : Also Available in S.S. Model

**UNIQUE - 191**

**Autoclave (Portable) Wing Nut Type (S.S.) Electric**

Deep drawn body made of 304 Grade, ring made of aluminium casting, lid made of a aluminium casting with S.S. Plate Size : 12" D x 12" H, 12" D x 15" H Available in electric and non-electric Also available in S.S. LID as per customer requirement All sizes are approximate



**UNIQUE - 192**

**Vertical Double Drum Autoclave Radial with Lock System**

Double walled with SS Tank. Depth of the inner tank 25inch for Extra space. Double Safety valve.



**UNIQUE - 194**

**Cooker Type Autoclave (Portable) Single/Double Drum S.S. Electric**

Seamless construction made of S.S. with turning on lid highly polished. It comes with one stop cock (continues bleeding valve), safety valve and pressure guage. Size: 12"x14", 12"x22" Available in electric and non-electric Also available with semiautomatic (Timer Based) All sizes are approximate

**UNIQUE - 193**

**Verticle Double Drum Autoclave Wing Nut Type (S.S.)**

Vertical Autoclave inner outer made of Stainless Steel heavy gauge sheet fitted with pressure guage (Max. pressure 15PSI), safety valve (weighted) pressure release valve & good quality rubber gasket for seamless/leak proof fitting (Silicon gasket optional). Note: Ring made of a aluminium casting Lid made of S.S. plate Electric autoclave fitted with heating element of 2KW single phase 220V/50Hz Also available in semi automatic (Timer Based) sizes : 12" X 25", 16" x 24"



**UNIQUE - 195**

**Aerosol Disinfector**

This model, Ideally suited for decontamination of operation theatres, Wards in Hospitals & Nursing Homes, Pharmaceutical Labs & Production units, Animal housed and Poultry sheds, Hatcheries & EGG Storages, Silk worm rearing houses in sericulture industries etc. Instantly converts liquids formalin into true aerosol particles. Due to high aerodynamic stability the formalin droplets remain suspended in the atmosphere for longer duration and because of penetrating properly ensure 100% sterile germ free and Zero-Bacteria Environment. Eliminates the Cumbersome process involved in the conventional method of fumigation. Can be easily operated even by a ward-boy. A single unit can sterilize 250 cu. mtrs. about 9000 cu. ft. in just 30-60 minutes. Suitable to work on 220 V, Single Phase, 50 Hz, Ac Supply. Available in Aluminium and Stainless Steel body in following capacities. (A) 1.5 Litres (B) 5.0 Litres



OT Fogger

## UNIQUE - 196

### Horizontal High Pressure Cylindrical Steam Sterilizer

Handsomely Made For Long Service and to provide easier and surer Sterilization for use in Hospitals, Nursing Homes, Pharmaceutical Industries and Laboratories.

CONSTRUCTION: Both chambers, back plate, ring and steam generator are made of strong 304 G stainless steel . All joints are strongly argon welded and completely leak proof. The outer jacket is thickly insulated which prevent heat loss due to radiation and covered with stainless steel sheet for elegance. All sterilizers are hydraulically tested upto 2.5 times of working pressure. By mean of steam under pressure of 5 to 22 PSI  $\pm$  3 PSI (Adjustable). The unit is fitted with timer alarm, **Automatic pressure control switch**, water level indicator, Temperature gauge, **vacuum breaker and vacuum drying facility with Moisturizing trap**. Mounted on tubular M.S. frame with ground levelling flanges

SAFETY DOOR: Provided with a positive radial locking safety door with neoprene rubber/ silicon gasket which cannot be opened while the chamber is under pressure and disengages automatically when chamber is exhausted. This affords complete safety to the working personnel against explosive opening.

**Note : Sterilisation cycle is controlled by three way valve or multiport valve (Optional)**

#### Technical Specification :

Size	Cap. Approx.	Element	Load
A) 400x600 mm (16"x24")	75 ltrs.	9 KW (1Pc.)	9KW
B) 400x1200 mm (16"x48")	150 ltrs.	6 KW (2Pcs.)	12KW
C) 500x900 mm (20"x36")	176 ltrs.	6KW(2Pcs.)	12KW
D) 500x1200 mm (20"x48")	235 ltrs.	6KW(2Pcs.)	12KW
E) 600x1200 mm (24"x48")	339 ltrs.	9KW(2Pcs.)	18KW

- Note :
- Working sterilization temp. 121°C/123°C
  - Power Supply 440V, 3 Phase
  - Power supply, Single phase, 220V AC on request

#### OPTIONAL ATTACHMENT AT EXTRA COST :

- 1) S.S. Stand.
- 2) Digital timer and temperature Display.
- 3) Double door system.
- 4) Working sterilization temp. 134°C on request
- 5) Automatic control system with software, solenoid valve and printer.



## UNIQUE - 197

### High Pressure Surgical Autoclave Vertical (Triple Walled)

Vertica high pressure water steam electrically heated sterilizer used for sterilization in Hospitals, Nurshing Homes, Pharmaceutical Industries and laboratories . Inner chamber, Steam jacket, Outer chamber & ring is made of thick 304 G stainless steel. All steriizers are hydraulically tested upto 2.5 times of working pressure. Lid is also made of thick stainless steel plate single piece and closed by Radial Locking and foot lifting system. Jointless neoprene/silicon gasket does not allow any leakage. By mean of steam under pressure of 5 to 20 PSI  $\pm$  3 PSI (Adjustable) Fitted with double safety valve, Water level indicator, water inlet and outlet drain valves fitted with **vacuum breaker**. Supplied complete with cord, plug, timer, alarm & automatic pressure control switch but without dressing bins. To work on 220 volts, Single Ph, 50 Hz, Ac supply.

(NOTE-Three phase 440V AC Supply on request).

Available in following sizes

Dia	Depth	Cap. Approx.	Element	Load
(A) 300 x	550 mm(12" x 22")approx.	40ltrs.	1 Nos.	4 Kw
(B) 400 x	600 mm (16" x 24") approx.	75Ltrs.	1 Nos.	6Kw
(C) 550 x	600 mm (22" x 24") approx.	140Ltrs.	1 Nos.	6Kw

#### Optional Accessories

- (1) Automatic low water level cut-off device
- (2) Digital Timer
- (3) Digital Temperature Indicator.
- (4) Dressing Bins

Note : Other sizes on Request



## **UNIQUE - 198**

### **Anaesthesia Machine**

- Construction: Trolley made by tubular rigid steel section electrostatically powder coated or stainless steel
- Suitable drawer for keeping anaesthesia kit/accessories
- Extended platform at rear for two 10 Ltrs. (Water cap.) cylinders
- Small roller bearings, antistatic castors, for easy mobility and brakes
- Top tray provided at eye level for keeping monitoring equipments
- Hook for breathing circuit
- Wipe clean stainless steel top
- Unitised rota meter block for oxygen & nitrous oxide with fine adjustment controls & colour coated knob and luminous back plate. Oxygen flow meter calibrated from 100cc/min to 10 ltrs. / Minute & Nitrous oxide flow meter from 200cc/min to 12 liters / min down Stream receipt of oxygen
- One gold man type vaporizer for halothene, provision to mount two vaporizers at a time
- Non return cum blow off valve in circuit ensures that pressure does not build-up beyond 200cm. water column & minimises risk of back flow of gases.
- 60 psl outlet for driving ventilator
- Emergency Oxygen flush valve At table level to give 35-60 ltrs./min for emergencies
- Cylinder yokes: Pin indexed yokes two each of oxygen & nitrous oxide
- 50mm diameter, colour coded gauges fitted at convenient angle for better visibility & clarity
- High efficiency regulators for reliability two each for O<sub>2</sub> & N<sub>2</sub>o
- One Maggill's or Bain circuit

### **Safety Features**

- Emergency oxygen flush
- Alarm to provide audible indication of O<sub>2</sub> supply pressure failure
- Nitrous oxide shut off in the event of O<sub>2</sub> failure
- Built in Hypoxyguard



### **Dimension**

Height Depth Width  
152cm 60cm 65cm  
Weight App. 45kg



**UNIQUE - 199**

Halstead Mosquito STR+CVD



**UNIQUE - 200**

Artery forceps Kocher's STR+CVD



**UNIQUE - 201**

Artery forceps STR+CVD



**UNIQUE - 202**

Needle Holder Mayo Hegar



**UNIQUE - 203**

Mayo's Scissors STR+CVD



**UNIQUE - 204**

Dressing Scissors Straight



**UNIQUE - 205**

Bandage Scissors Lister



**UNIQUE - 206**

Retractor Czerny



**UNIQUE - 207**

Dressing Forceps Plain & with teeth (1x2)



**UNIQUE - 208**

Adson Forceps Plain & with teeth (1x2)



**UNIQUE - 209**

Mayo Towel Clip



**UNIQUE - 210**

Towel Clip Cross Action



**UNIQUE - 211**

Irwin Retractor



**UNIQUE - 212**

Sponge Holding Forceps



**UNIQUE - 213**

Retractor Langen Back



**UNIQUE - 214**

Retractor Bal Four Abdominal



**UNIQUE - 215**

Retractor Morris



**UNIQUE - 216**

Right Angled Artery Forceps



**UNIQUE - 217**

Cheattle Sterilizing Forceps



**UNIQUE - 218**

Kidney Stone Forceps



Punch Biopsy Forceps



**UNIQUE - 220**

Retractor Doyen's



**UNIQUE - 221**

Gall Stone Forceps Disjardins



**UNIQUE - 222**

Retractor Deaver Abdominal



**UNIQUE - 223**  
Blood Pressure Monitor, Digital



**UNIQUE - 224**  
Blood Pressure Monitor  
Mercury Free



**UNIQUE - 225**  
Hammer, Neurological



**UNIQUE - 226**  
Stethoscope, Nursescope (Microtone)



**UNIQUE - 227**  
Littmann Stethoscope



**UNIQUE - 228**  
Thermometer Oral (Prismatic)



**UNIQUE - 229**  
Digital Thermometer



**UNIQUE - 230**  
Gynae Examination Light  
Wall Model(LED)



**UNIQUE - 231**  
**LED Light Stand Model**

Technical Specification :

Lux @ 50 cm	: 20000
Arm	: FLEXIBLE
Transformer	: Integrated
Volt	: 12 V
Watt	: 5 W



**UNIQUE - 232**  
Bubble Mattress / Air Mattress



**UNIQUE - 233**  
Hot Water Bottle



**UNIQUE - 234**  
Baby weighing machine Digital



**UNIQUE - 235**  
Baby weighing machine



**UNIQUE - 238**  
Ice Bag



**UNIQUE - 236**  
Weighing Machine



**UNIQUE - 237**  
Digital Adult Weight Machine



**UNIQUE - 239**  
Anti-Static Re-breathing Bag



**UNIQUE - 240**  
Kelly's Douche Pad



**UNIQUE - 241**  
Fingertip Pulse Oximeter



**UNIQUE - 242**  
Infrared Thermometer



**UNIQUE - 243**  
Infrared Lamp



**UNIQUE - 244**  
Foot-operated-Hand Sanitizer-Dispenser



**UNIQUE - 245**  
Nebulizer / Omron



**UNIQUE - 246**  
Stand Model B.P. App.



**UNIQUE - 247**  
Spill Kit



**UNIQUE - 248**  
Stainless Steel Manual Needle Cutter



**UNIQUE - 249**  
Needle & Syringe Destroyer (Ramtec)



Bipap-Tube

Other Hospital Accessories



UNIQUE - 250



UNIQUE - 251



UNIQUE - 252



UNIQUE - 253



UNIQUE - 254



UNIQUE - 255



UNIQUE - 256



UNIQUE - 257



UNIQUE - 258



UNIQUE - 259



UNIQUE - 260



UNIQUE - 261




UNIQUE - 262



UNIQUE - 263



UNIQUE - 264



UNIQUE - 265



UNIQUE - 266



UNIQUE - 267



UNIQUE - 268



**UNIQUE - 287**  
**LED Single Surface Phototherapy**

- S.S. Stand
- Box with Stoving Paint
- 10 Blue Genuine LED
- Box Height adjustable
- High quality Lens



**UNIQUE - 288**  
**Shelves Stand / Laparoscopic Trolley**


- Anchor combined Switch Socket
- 5" wheels with 2 brakes
- High Quality Stoving Paint
- Pink & Blue Colour Available
- S.S. Back Side Railing



**UNIQUE - 289**  
**LED Double Surface Phototherapy**

- S.S. Stand
- Box with Stoving Paint
- 10 +10 Blue Genuine LED
- High quality Lens
- Upper Box Height adjustable

## Laryngoscope




**UNIQUE - 290**  
**Laryngoscope Set**



**UNIQUE - 291**  
**Otoscope**

**UNIQUE - 291A**  
**Laryngoscope Set Child**



**UNIQUE - 292**  
**Infantometer**



**UNIQUE - 293**  
**Portable Suction Unit**  
**AC / DC - DC - AC**

- Main Applications
- Hospital Crash Cart
  - Patient Transfer
  - Long Term Home Care
  - EMS/Ambulance
  - Bed Side

- InstaD DC
- EMS/Ambulance
  - Bed Side



**UNIQUE - 294**  
**VENTUSE CUP**



**UNIQUE - 295**  
**Electric Suction Trolley**  
**Model (Crompton)**



**UNIQUE - 295A**  
**ELECTRIC SUCTION 1/2 H.P.**  
**ANAND(HI-VAC)**



**UNIQUE - 296**  
**Suction Machine**

- Power supply: AC 220 ± 22V, 05 ± 1Hz
- Max negative pressure : > 0.09Mpa
- Noise : < 60 DB (A)
- Input power : < 180 VA
- Flow Rate : > 20 L/min
- Jar capacity : 2500ml / PC, 2 pieces



**UNIQUE - 297**  
**400 Dexter**  
**Electro Surgical Unit**



**UNIQUE - 298**  
**400 Primo**  
**Electro Surgical Unit**



**UNIQUE - 309**  
Patient Suit



**UNIQUE - 310**  
Patient Gown



**UNIQUE - 311**  
Disposable Cap



**UNIQUE - 312**  
Disposable Mask



**UNIQUE - 313**  
Disposable Shoe Cover



**UNIQUE - 314**  
Shoe Cover Dispenser



**UNIQUE - 315**  
Ent Head Light(LED)



**UNIQUE - 316**  
Tunning Folk



**UNIQUE - 317**  
LS Belt



**UNIQUE - 318**  
Couch/Paper Roll



**UNIQUE - 319**  
Suggestion Box



**UNIQUE - 320**  
Head Circumference Tape



**UNIQUE - 321**  
Motorised Recliner Mattress



**UNIQUE - 322**  
Scoop Stretcher



**UNIQUE - 323**  
I-Gel



**UNIQUE - 324**  
First Aid Box Wall Model




**UNIQUE - 325**  
Peak Flow Meter




**UNIQUE - 326**  
Refrigerator Thermometer



**UNIQUE - 327**  
Head Ring (Silicon)



**UNIQUE - 328**  
Patient Shifting Roller



**UNIQUE - 329**  
Spine Board/Stretcher



**UNIQUE - 330**  
Bucket Trolley



**UNIQUE - 331**  
Three Bucket Mop Stand



**UNIQUE - 332**  
B.P. Clock Model(Diamond)



**UNIQUE - 333**  
Blood Donation chair



**UNIQUE - 334**  
Height Stand (Imported)



**UNIQUE - 335**  
Cheatle with Jar

# Medical Equipment Catalogue

BRINGING QUALITY TO LIFE



## UNIQUE Surgical & Medical Equipments

Office: #123, 6th Main Rd , 2nd Stage Rajajinagar, Bengaluru 560 086 INDIA  
Warehouse: 78/3, Kurubarahalli, Mavalipura village, Shivakote post,  
Hesaraghatta hobli, Bengaluru 560089 | Call: +91 8867631345 / 9019352020  
[www.uniquemedicalequipments.com](http://www.uniquemedicalequipments.com) | [info@uniquemedicalequipments.com](mailto:info@uniquemedicalequipments.com)

